

PVCA Annual Survey

Wednesday, June 20, 2018

97

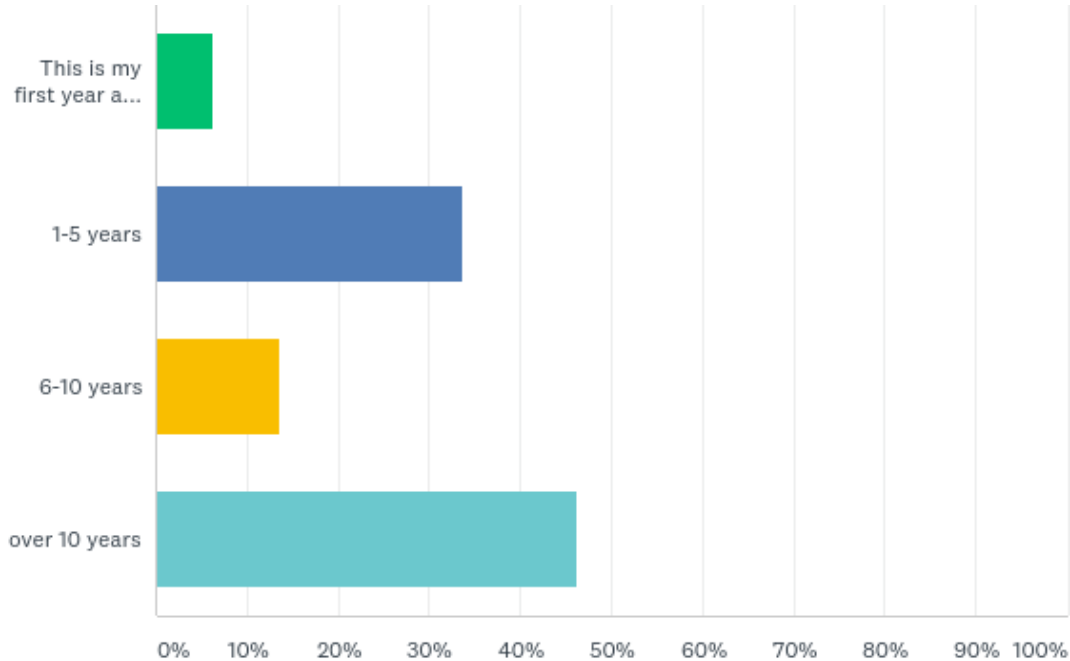
Total Responses

Date Created: Sunday, May 20, 2018

Complete Responses: 89

Q1: How many years have you been a member of the PVCA?

Answered: 95 Skipped: 2



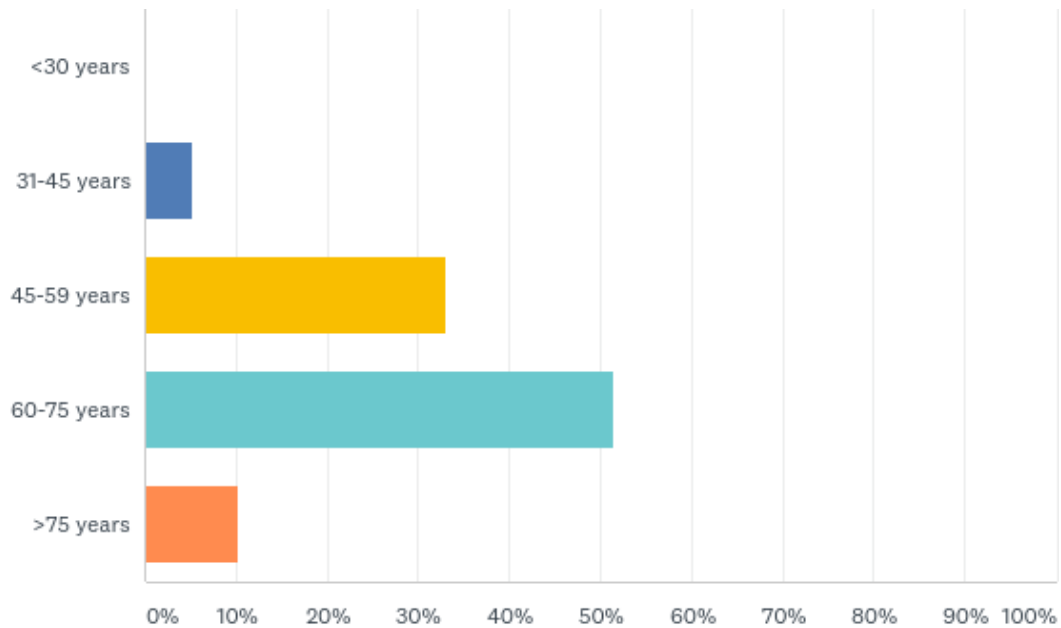
Q1: How many years have you been a member of the PVCA?

Answered: 95 Skipped: 2

ANSWER CHOICES	RESPONSES	
This is my first year as a member	6.32%	6
1-5 years	33.68%	32
6-10 years	13.68%	13
over 10 years	46.32%	44
TOTAL		95

Q2: My age is

Answered: 97 Skipped: 0



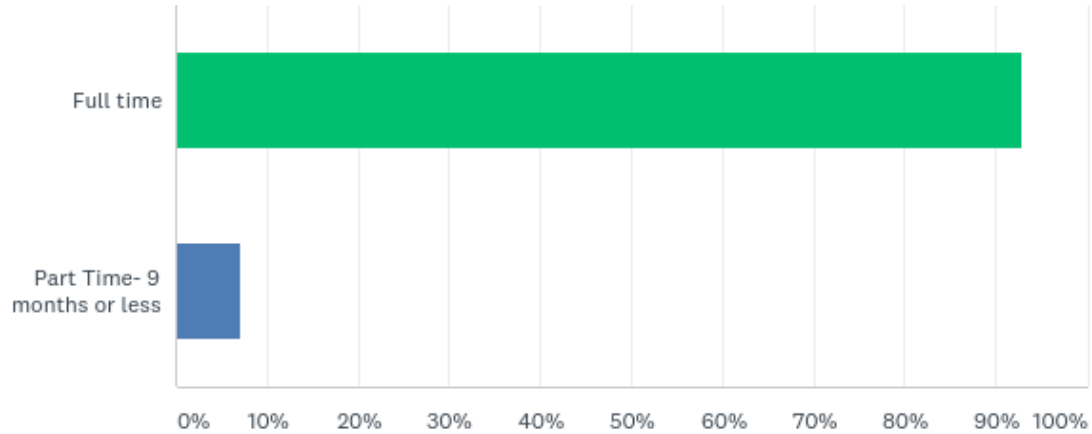
Q2: My age is

Answered: 97 Skipped: 0

ANSWER CHOICES	RESPONSES	
<30 years	0.00%	0
31-45 years	5.15%	5
45-59 years	32.99%	32
60-75 years	51.55%	50
>75 years	10.31%	10
TOTAL		97

Q3: I live in the Ponte Vedra area

Answered: 97 Skipped: 0



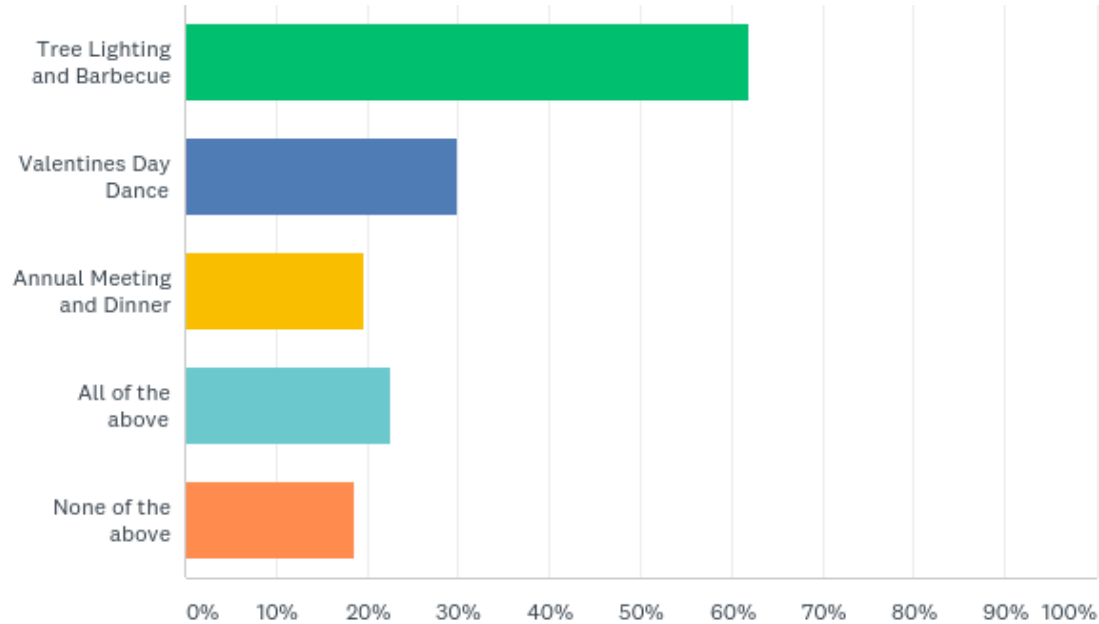
Q3: I live in the Ponte Vedra area

Answered: 97 Skipped: 0

ANSWER CHOICES	RESPONSES	
Full time	92.78%	90
Part Time- 9 months or less	7.22%	7
TOTAL		97

Q4: I or a family member attended the following PVCA events in the last three years

Answered: 97 Skipped: 0



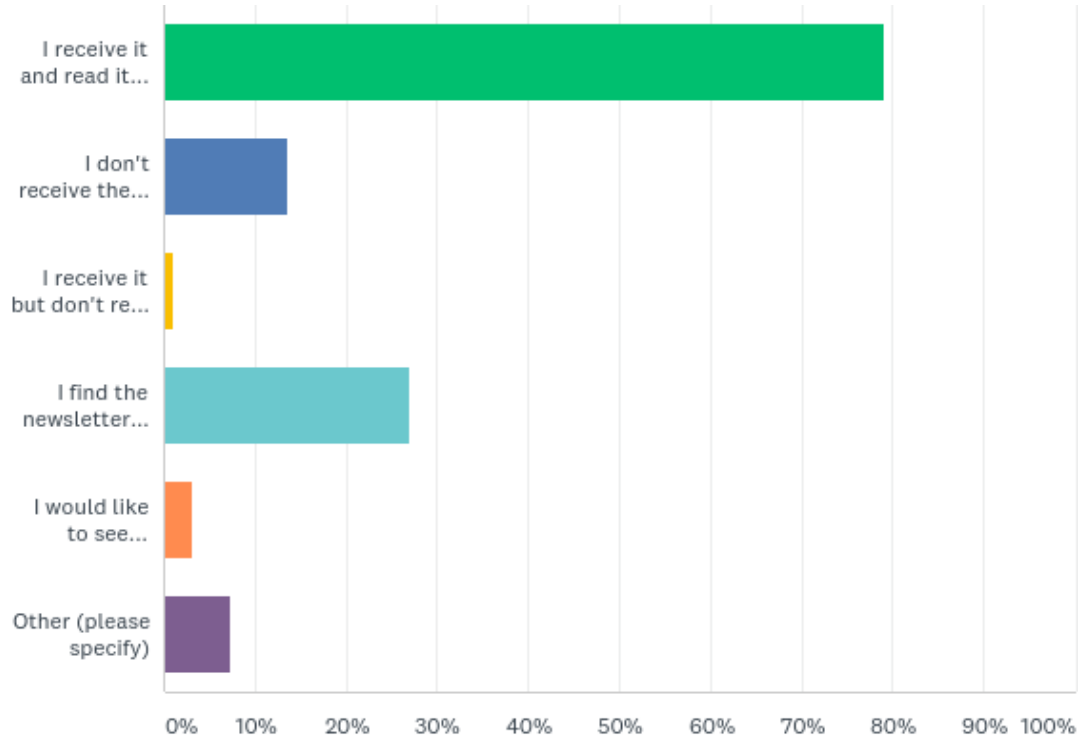
Q4: I or a family member attended the following PVCA events in the last three years

Answered: 97 Skipped: 0

ANSWER CHOICES	RESPONSES	
Tree Lighting and Barbecue	61.86%	60
Valentines Day Dance	29.90%	29
Annual Meeting and Dinner	19.59%	19
All of the above	22.68%	22
None of the above	18.56%	18
Total Respondents: 97		

Q5: About the monthly newsletter. Check all that apply

Answered: 96 Skipped: 1



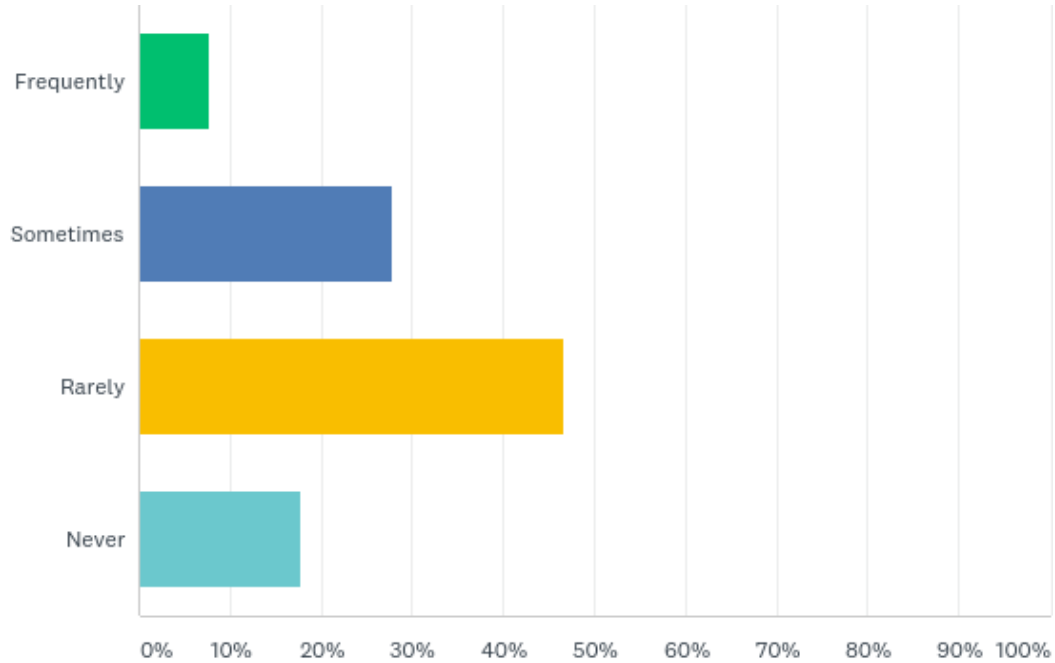
Q5: About the monthly newsletter. Check all that apply

Answered: 96 Skipped: 1

ANSWER CHOICES	RESPONSES	
I receive it and read it every month	79.17%	76
I don't receive the monthly newsletter in my email	13.54%	13
I receive it but don't read it	1.04%	1
I find the newsletter informative with just the right amount of information	27.08%	26
I would like to see additional information provided see my note below	3.13%	3
Other (please specify)	7.29%	7
Total Respondents: 96		

Q6: My use of the web site:

Answered: 90 Skipped: 7



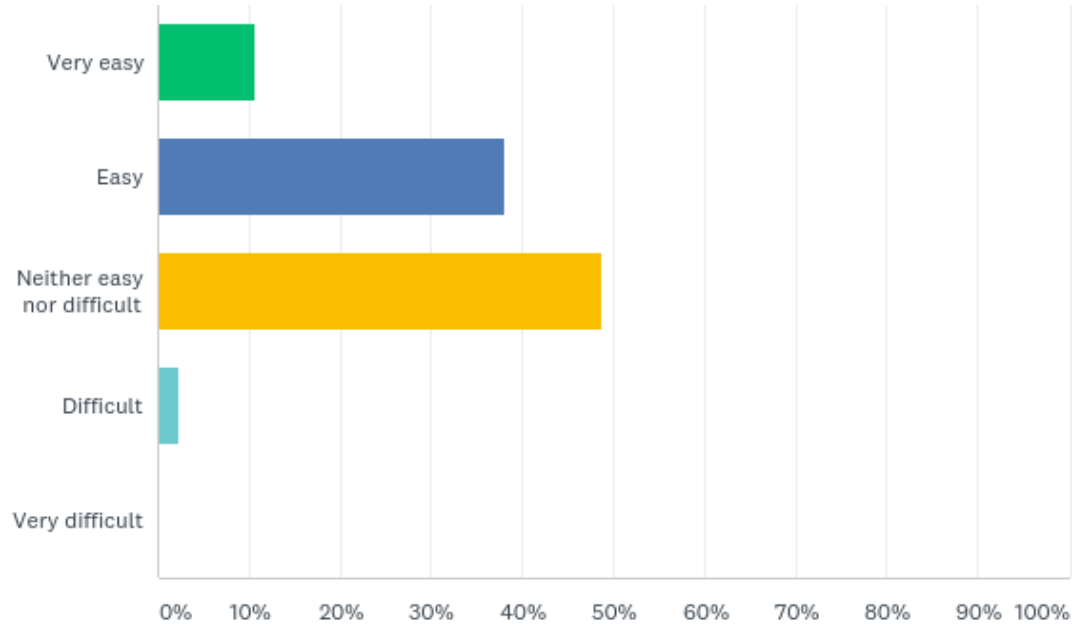
Q6: My use of the web site:

Answered: 90 Skipped: 7

ANSWER CHOICES	RESPONSES	
Frequently	7.78%	7
Sometimes	27.78%	25
Rarely	46.67%	42
Never	17.78%	16
TOTAL		90

Q7: My opinion of the ease of use of the web site:

Answered: 84 Skipped: 13



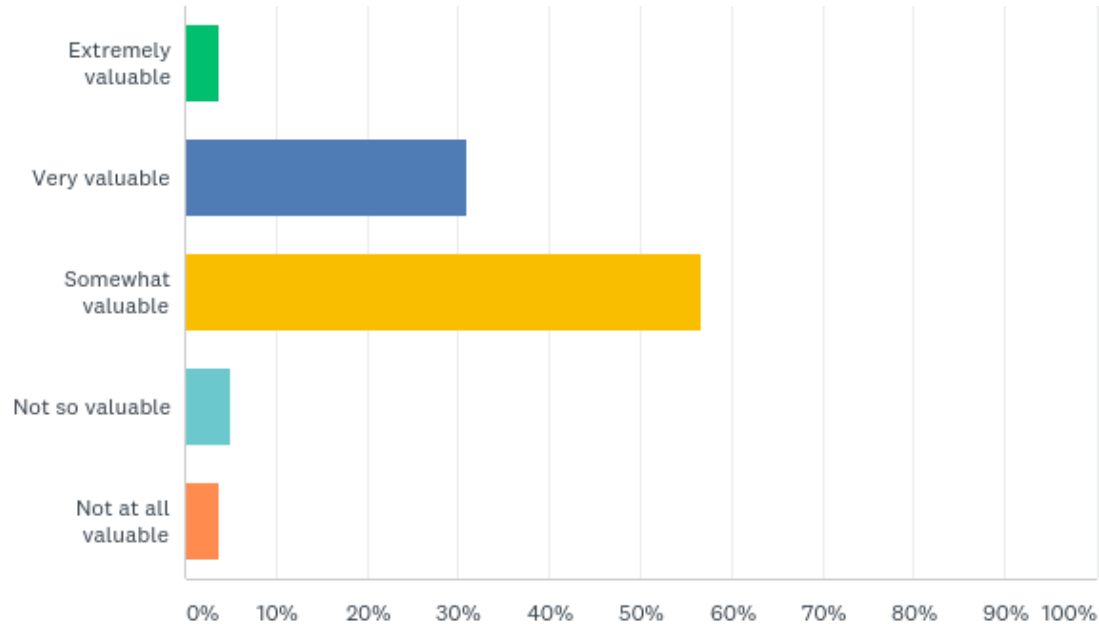
Q7: My opinion of the ease of use of the web site:

Answered: 84 Skipped: 13

ANSWER CHOICES	RESPONSES	
Very easy	10.71%	9
Easy	38.10%	32
Neither easy nor difficult	48.81%	41
Difficult	2.38%	2
Very difficult	0.00%	0
TOTAL		84

Q8: My opinion on the information available on the web site:

Answered: 81 Skipped: 16



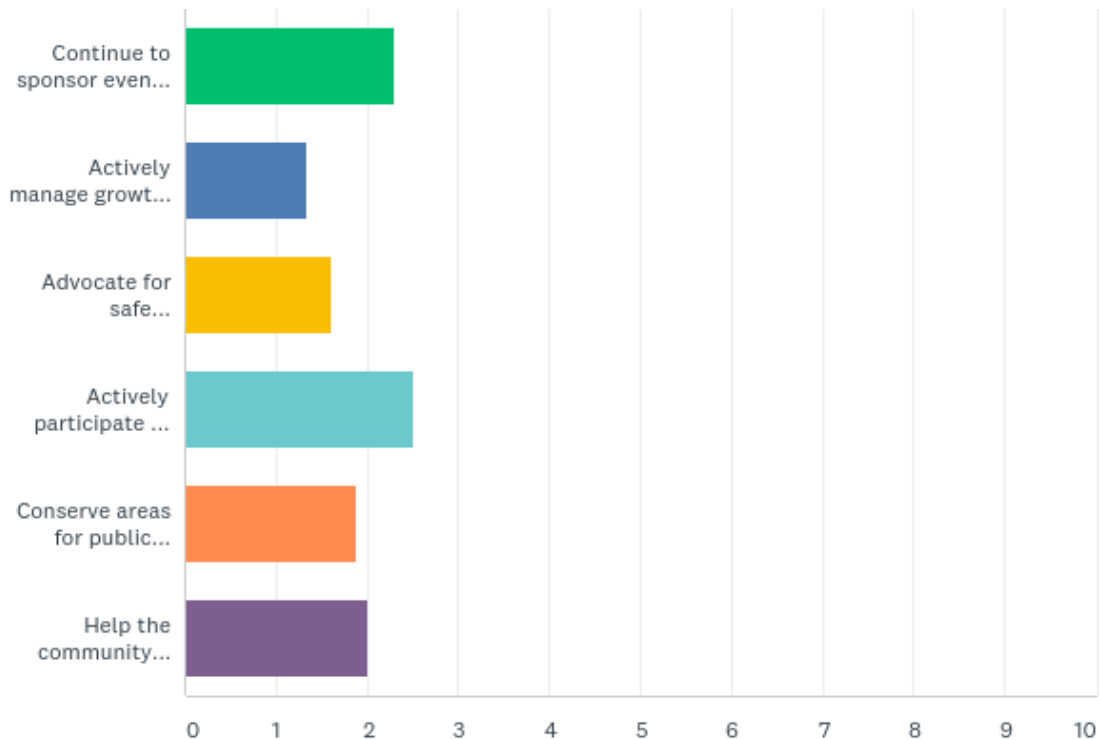
Q8: My opinion on the information available on the web site:

Answered: 81 Skipped: 16

ANSWER CHOICES	RESPONSES	
Extremely valuable	3.70%	3
Very valuable	30.86%	25
Somewhat valuable	56.79%	46
Not so valuable	4.94%	4
Not at all valuable	3.70%	3
TOTAL		81

Q10: How important are the following items as having the potential for enhancing your quality of life living in Ponte Vedra Beach?

Answered: 87 Skipped: 10



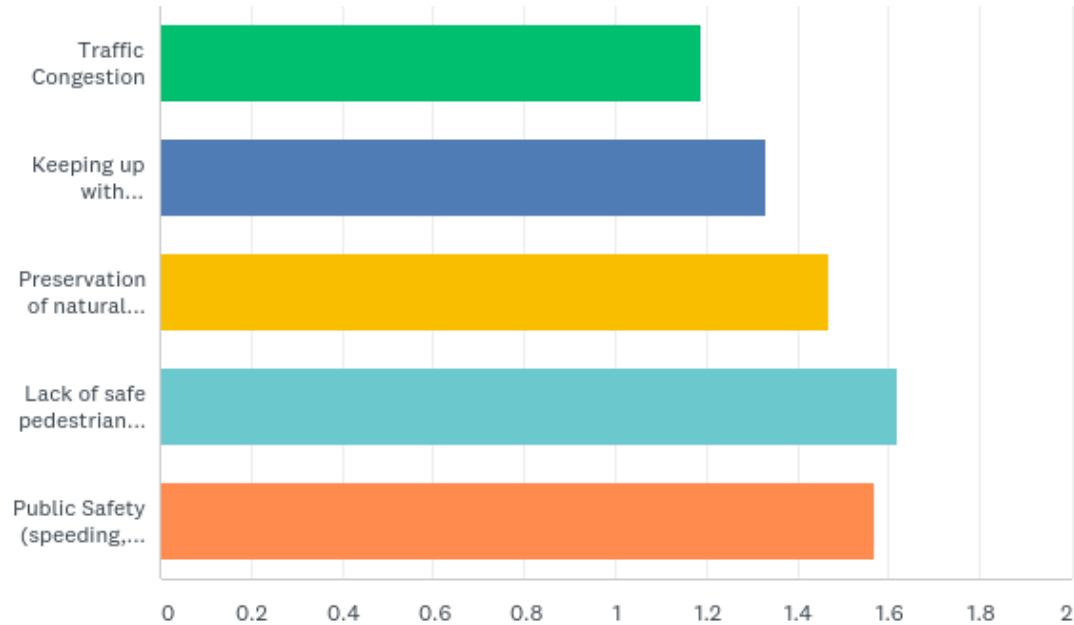
Q10: How important are the following items as having the potential for enhancing your quality of life living in Ponte Vedra Beach?

Answered: 87 Skipped: 10

	CRITICAL	IMPORTANT	NICE TO HAVE	NOT VERY IMPORTANT	I AM AGAINST THIS	TOTAL	WEIGHTED AVERAGE
Continue to sponsor events that bring our community together for fun and fellowship	15.12% 13	47.67% 41	29.07% 25	8.14% 7	0.00% 0	86	2.30
Actively manage growth by opposing density variances and careful review of zoning changes	76.74% 66	18.60% 16	1.16% 1	1.16% 1	2.33% 2	86	1.34
Advocate for safe pedestrian/bicycle pathways along Ponte Vedra Roadways	51.72% 45	37.93% 33	8.05% 7	2.30% 2	0.00% 0	87	1.61
Actively participate in pursuing a walking and biking pathway or trail that connects Ponte Vedra Beach to the East Coast Greenway	18.39% 16	32.18% 28	32.18% 28	14.94% 13	2.30% 2	87	2.51
Conserve areas for public parks and recreation	44.71% 38	31.76% 27	15.29% 13	7.06% 6	1.18% 1	85	1.88
Help the community comply with the Ponte Vedra Zoning Code (fence heights, garbage can display, storage issues etc)	37.65% 32	34.12% 29	20.00% 17	5.88% 5	2.35% 2	85	2.01

Q11: How important are the following challenges facing the Ponte Vedra Community? Please write in other challenges

Answered: 86 Skipped: 11



Q11: How important are the following challenges facing the Ponte Vedra Community? Please write in other challenge

Answered: 86 Skipped: 11

	CRITICAL	IMPORTANT	NICE TO HAVE	NOT VERY IMPORTANT	I DON'T THINK THIS IS AN ISSUE AT ALL	TOTAL	WEIGHTED AVERAGE
Traffic Congestion	81.94% 59	16.67% 12	1.39% 1	0.00% 0	0.00% 0	72	1.19
Keeping up with infrastructure needs caused by growth	70.24% 59	27.38% 23	1.19% 1	1.19% 1	0.00% 0	84	1.33
Preservation of natural areas (trees, land and wildlife)	62.79% 54	29.07% 25	6.98% 6	1.16% 1	0.00% 0	86	1.47
Lack of safe pedestrian walkways and bicycle lanes	52.33% 45	34.88% 30	11.63% 10	1.16% 1	0.00% 0	86	1.62
Public Safety (speeding, unsafe driving, commercial vehicles)	52.33% 45	39.53% 34	6.98% 6	1.16% 1	0.00% 0	86	1.57